

NET PRO 4TP (929 035)

GHMT certificate for class D channel link

Low voltage protection level for all lines

For installation in conformity with the lightning protection zones concept at the boundaries from 1 – 2 and higher


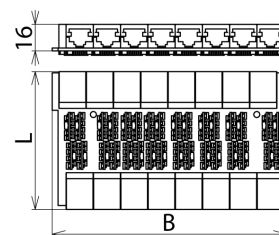
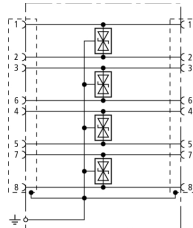


Figure without obligation



Surge protection component fitted with eight shielded ports for universal cabling systems (class D). Multi-purpose solution since all four pairs (4 TP) are protected by a low-capacitance diode matrix per pair. To be installed into EG NET PRO 19" into distribution cabinets as a patch panel or retrofit version.

Type	NET PRO 4TP
Part No.	929 035
Nominal voltage (U_n)	5 V
Max. continuous operating d.c. voltage (U_c)	6 V
Max. continuous operating a.c. voltage (U_c)	4.2 V
Nominal current (I_n)	100 mA
C2 Nominal discharge current (8/20 μ s) per port (I_n)	2.4 kA
C2 Nominal discharge current (8/20 μ s) per line (I_n)	0.3 kA
Voltage protection level line-line for I_n C2 (U_p)	≤ 35 V
Voltage protection level line-PG for I_n C2 (U_p)	≤ 35 V
Voltage protection level line-line at 1 kV/ μ s C3 (U_p)	≤ 13 V
Voltage protection level line-PG at 1 kV/ μ s C3 (U_p)	≤ 13 V
Cut-off frequency line-line at 100 ohms (f_G)	165 MHz
Insertion loss at 100 MHz	< 0.4 dB
Capacitance line-line (C)	≤ 35 pF
Capacitance line-PG (C)	≤ 50 pF
Operating temperature range	-40°C...+80°C
Degree of protection	IP 00
For mounting on	enclosure
Connection (input/output)	RJ45 shielded / RJ45 shielded
Pinning	1 2, 3/6, 4/5, 7/8
Earthing via	enclosure
Dimensions (W x L)	135 x 77 mm
Test standards	IEC 61643-21 / EN 61643-21
Approvals	GHMT, GOST
Weight	270,2 g
Customs tariff number	85363010
GTIN	4013364072619
PU	1 pc(s)

We reserve the right to introduce changes in performance, configuration and technology, dimensions, weights and materials in the course of technical progress. The figures are shown without obligation.